
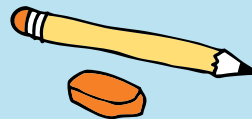


## The Nation's Report Card

# What Every Parent Should Know About NAEP




# You've probably heard of The Nation's Report Card.

**It's a resource. It's a national wakeup call. It's a window into the state of our educational system and what students are learning.**

It's more than just a test.

Today's students take tests for everything. **The National Assessment of Educational Progress (NAEP)**, though, is different. It's called The Nation's Report Card because it tells us how students across the country, not just in one particular school or state, are doing.



**“[T]he definitive source... for state-to-state comparisons in educational achievement...”**

EDUCATION WEEK

*-Influence: A Study of the Factors of Educational Achievement*

**“Only 12%** of U.S. high school seniors are proficient in the legacy of America’s past.”

abc NEWS



“...higher math scores are “undoubtedly” a **sign of the success of math instruction** in classrooms...”

THE WALL STREET JOURNAL

**“...urban school districts have steadily increased their scores since 2003...”**

The Miami Herald

Everyone’s talking about **NAEP**. As the largest national test, its results are found in the headlines of national and local news stories all over the country.

**“NAEP is the gold standard of student assessments.”**

The Washington Post

*-The Washington Post editorial board*

“Students taking the math exam who reported taking algebra I in eighth grade tended to outscore their peers who had not taken algebra I.”

MILWAUKEE · WISCONSIN  
JOURNAL SENTINEL

**“The nation’s report card on math and reading shows fourth- and eighth-graders scoring their best ever in math...”**

ASBURY PARK PRESS

“Today’s NAEP results confirm that **we have a crisis on our hands** when it comes to civics education.”

The New York Times

**“Very few students have the advanced skills that could lead to careers in science and technology, according to the results of a national exam...”**

LAWRENCE  
JOURNAL-WORLD

# NAEP: The Big Picture

The Nation's Report Card opens the door for parents to understand how well children like theirs are doing compared to other students in:


- Participating large urban districts
- Other states
- The nation
- The rest of the world!



## NAEP in a Nutshell

- It is often called the gold standard of tests and has been around since 1969.
- The subjects most frequently tested are math, reading, science, and writing.
- Not every student or every school takes the test.
- The results are anonymous and if your child is asked to take it, his or her grades won't be affected.
- Accommodations are provided so that as many students as possible can participate.


# How would my child stack up?



### Use real NAEP questions to find out.

After each test, dozens of NAEP sample questions are released with The Nation's Report Card to show how real students performed in that subject.

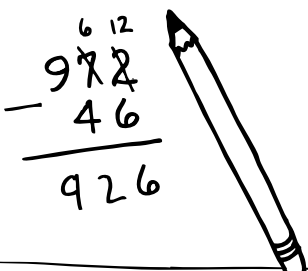
**U.S. History**



As part of the U.S. history assessment, students were asked the purpose of the Declaration of Independence.

**34 percent of fourth-grade students answered correctly.**

**Mathematics**


$$\begin{array}{r} 6 \ 12 \\ 972 \\ - 46 \\ \hline 926 \end{array}$$

As part of the math test, students were asked to subtract 46 from 972 and fill in their answer.

**76 percent of fourth-grade students answered correctly.**






I tried  
my best.  
Mom said it  
was important!

## Give it a try. Test yourself!

### Science

Lightning and thunder happen at the same time, but you see the lightning before you hear the thunder. Explain why this is so.

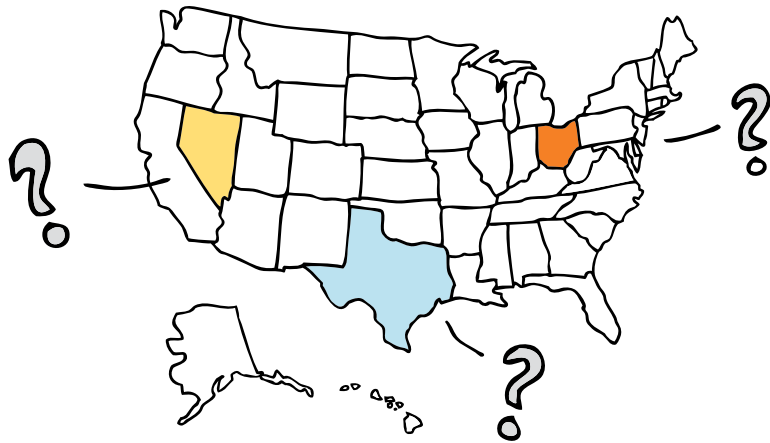
**Do you know  
the answer?  
Find out online!**



# What do all of these NAEP results tell us about education?

## See how your state measures up.

You can use NAEP results to compare your state to the nation, other states, and some large urban districts.



## Go beyond the scores.

NAEP reports provide more than just results in school subjects and grades.



See how students have performed over time, including by racial/ethnic groups and gender.

NAEP also looks at differences between the performances of groups of students, illuminating achievement gaps that exist among the nation's students.



Learn which states are closing achievement gaps, and see whether your state is making progress.

NAEP examines the path to high school graduation by studying coursetaking and grades of America's most recent high school graduates.



Find out if your child is prepared for the future.

## Look at the full picture.

NAEP also looks at the factors that may be related to learning—both inside and outside the classroom.

- ★ Fourth-graders who reported **reading for fun almost every day** scored higher on NAEP.
- ★ The percentage of twelfth-grade students who reported **studying the U.S. Constitution** in 2010 was lower than in 2006.
- ★ Eighth-graders who reported **taking algebra I** scored higher on average than students taking lower-level courses.
- ★ Since 1990, more high school graduates from each racial/ethnic group **completed a rigorous curriculum**.
- ★ 90 percent of fourth-graders who took the NAEP reading assessment in 2011 reported that they **had a home computer**.
- ★ More than any other single subject, **science was the key to reaching a higher curriculum level**.



## NAEP Sparks Change Across the Country

### Detroit, Michigan



In 2009, the NAEP assessment revealed that Detroit schoolchildren ranked the lowest in the nation in both grades 4 and 8. In response to the alarming results, *The Detroit Free Press* partnered with Detroit Public Schools (DPS) to create and implement a new reading initiative, The Call to Action for a new Reading Corps, which encouraged citizens to volunteer 100,000 hours collectively to tutor reading in DPS schools.

### North Carolina



In 2005, results from the NAEP reading assessment revealed that eighth grade students in North Carolina scored below the national average. In response, the state deployed more than 200 literacy coaches to middle schools around the state to help teachers reach students with reading difficulties before they made the transition to high school.



## **Visit The Nation's Report Card online. [www.nces.ed.gov/nationsreportcard](http://www.nces.ed.gov/nationsreportcard)**

Dig deeper into topics such as:

- How your child was selected
- NAEP accommodations
- NAEP scoring

Stay involved! Connect with NAEP online to be the first to know about upcoming assessments and reports.



This document was prepared for the National Center for Education Statistics under Contract No. ED-07-DO-0338 with Hager Sharp.

[www.ed.gov](http://www.ed.gov)



[ies.ed.gov](http://ies.ed.gov)